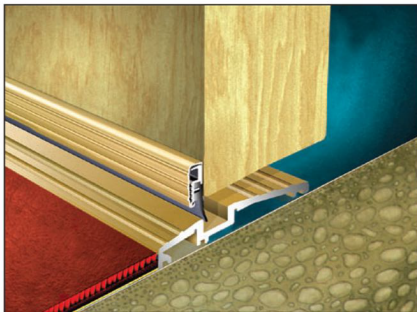





Sealmaster Watershed

Part of the Dixon
International Group Ltd
www.dig.co.uk

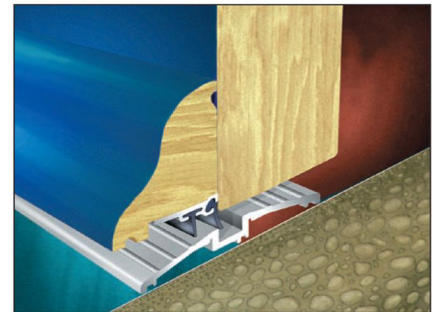
For inward opening external doors & outward opening external doors



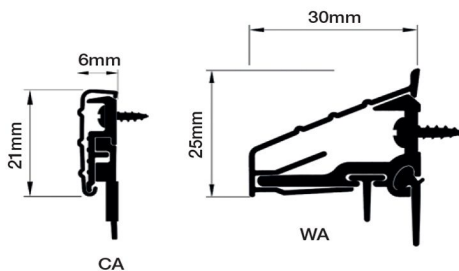
THG/CAG



TKS/CAS

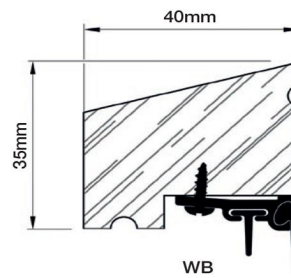


TKS/WCW

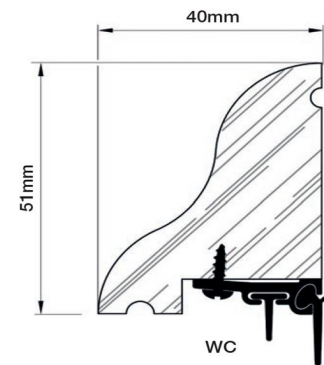


CA

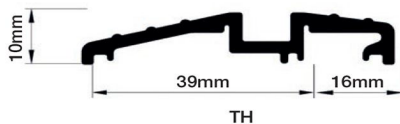
WA



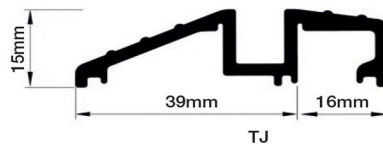
WB



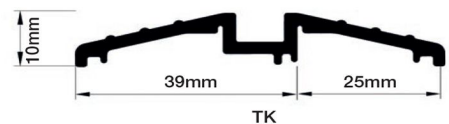
WC



TH



TJ



TK

Standard Options	Satin Silver WAS	Satin Gold WAG	Softwood WBW	Redwood WBR	Oak WBH	Softwood WCW	Redwood WCR	Oak WCH
Satin Silver - THS			THS/WBW	THS/WBR	THS/WBH	THS/WCW	THS/WCR	THS/WCH
Satin Gold - THG			THG/WBW	THG/WBR	THG/WBH	THG/WCW	THG/WCR	THG/WCH
Satin Silver - TJS			TJS/WBW	TJS/WBR	TJS/WBH	TJS/WCW	TJS/WCR	TJS/WCH
Satin Gold - TJG			TJG/WBW	TJG/WBR	TJG/WBH	TJG/WCW	TJG/WCR	TJG/WCH
Satin Silver - TKS			TKS/WBW	TKS/WBR	TKS/WBH	TKS/WCW	TKS/WCR	TKS/WCH
Satin Gold - TKG			TKG/WBW	TKG/WBR	TKG/WBH	TKG/WCW	TKG/WCR	TKG/WCH

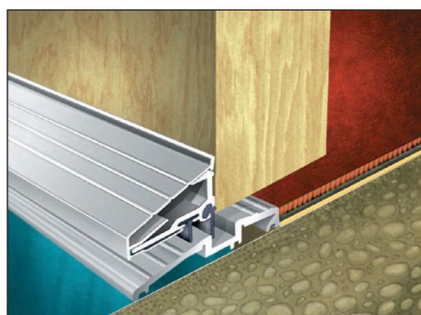
www.sealmaster.co.uk




Sealmaster Watershed

Part of the Dixon
International Group Ltd
www.dig.co.uk


For inward opening external doors & outward opening external doors



THS/WAS



TJG/WBH



TKG/WAG

APPLICATIONS

An effective threshold seal combination with hidden fixings, designed with options to suit inward and outward opening, single and double leaf, external doors.

FEATURES & BENEFITS

The range of threshold sections means that it is possible to finish off a range of floor finishes neatly against this aluminium section.

The low profile of all the threshold sections ensures compliance with Document M of the Building Regulations and ease of access. The variety of weatherboard sections ensures that the seal can be used on period and contemporary door designs.

The channel collects water that has managed to by-pass the rubber blade seals and, through pre-drilled weep holes, this drains to the outside of the building, ensuring a high level of performance.

The contact strip combinations provide effective sealing options for outward opening doors. All weatherboard and contact strips have concealed fixings and snap on covers which are available in a range of finishes.

The Watershed combination seals can be used with virtually all of the Sealmaster stop and meeting stile seals to enable a doorset to achieve a high level of weatherability

HOW TO SPECIFY

e.g. Sealmaster Watershed seal THS/ CAS (for threshold / contact strip) or THS/WAS (for threshold / weatherboard) to suit door inmm wide opening.

Threshold to be bedded in silicone and fixed to floor with screws/plugs. Weatherboard to be fixed to door with screws.

Standard Options	Satin Silver WAS	Satin Gold WAG	Softwood WBW	Redwood WBR	Oak WBH	Softwood WCW	Redwood WCR	Oak WCH
Satin Silver - THS	THS/WAS		THS/WBW	THS/WBR	THS/WBH	THS/WCW	THS/WCR	THS/WCH
Satin Gold - THG		THG/WAG	THG/WBW	THG/WBR	THG/WBH	THG/WCW	THG/WCR	THG/WCH
Satin Silver - TJS	TJS/WAS		TJS/WBW	TJS/WBR	TJS/WBH	TJS/WCW	TJS/WCR	TJS/WCH
Satin Gold - TJG		TJG/WAG	TJG/WBW	TJG/WBR	TJG/WBH	TJG/WCW	TJG/WCR	TJG/WCH
Satin Silver - TKS	TKS/WAS		TKS/WBW	TKS/WBR	TKS/WBH	TKS/WCW	TKS/WCR	TKS/WCH
Satin Gold - TKG		TKG/WAG	TKG/WBW	TKG/WBR	TKG/WBH	TKG/WCW	TKG/WCR	TKG/WCH

www.sealmaster.co.uk



Made in
the UK



A Member of
Intumescent Fire Seals
Association