



Sealmaster Thunder

APPLICATION GUIDE

Applications

A combination seal to improve the performance of inward opening doors with a water bar in the sill but can also be used as a very effective acoustic door seal. It forms the basis of acoustic seals installed by the BBC in its recording studio and auditoria doors.

Relationship with other products

To seal the gaps around the door effectively these threshold seals should be used in conjunction with one of the Sealmaster range of stop seals such as the surface mounted **Sealmaster Blizzard** or the recessed **Sealmaster Deluge**. The gap between the two leaves of double doors should be sealed along the face of the door with an appropriate meeting stile seal such as **Sealmaster Tempest**.

Inward opening doors

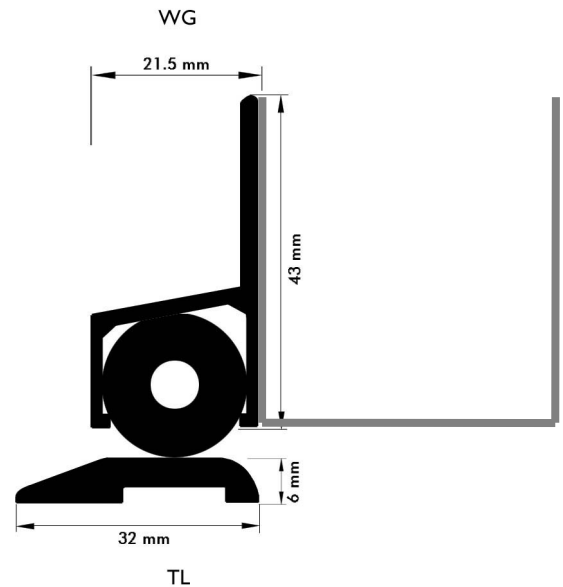
Single inward opening doors

The TL or TM threshold strip should be mounted on single timber batten (not supplied) which is fixed to the existing sill; both fitted tightly between the stops. The batten should be sized to bring the top of the threshold strip to approximately 2mm above the top of the water bar and have grooves cut into the underside to allow drainage. The stop seals may be run down to the sill or stopped at the top of the WG weatherboard, according to preference. The weatherboard is fixed to the face of the door and adjusted to make light contact with the threshold strip.

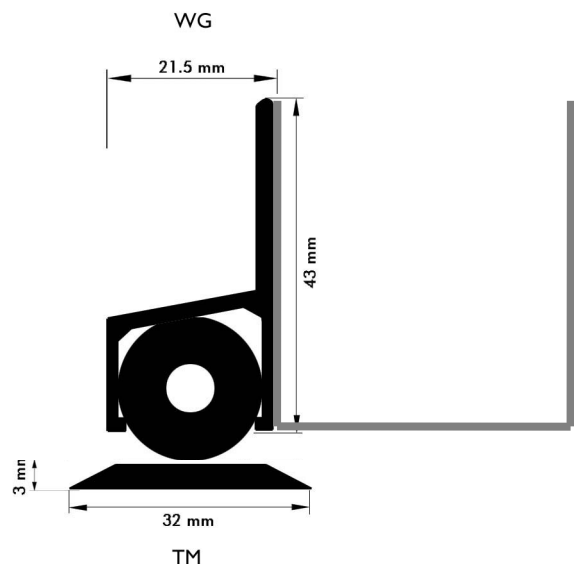
For internal doors the smaller TN threshold strip may be used in combination with the WH weatherboard, fitted in a similar fashion to that described above.

Pairs of inward opening doors

The threshold strip and batten should be fitted in a continuous length.



TL threshold with WG weatherboard



TM threshold with WG weatherboard

Sealmaster Thunder



Smooth faced application

The weatherboard section, WG or WH, can be reversed and rebated into the door to provide a smooth faced threshold seal in combination with an appropriate threshold strip such as the TM.

Drainage, bedding & additional protection

The timber threshold batten should be notched on the underside sufficiently to allow trapped water to drain to outside. The threshold and weatherboard sections should be bedded in silicone sealant.

Fixings

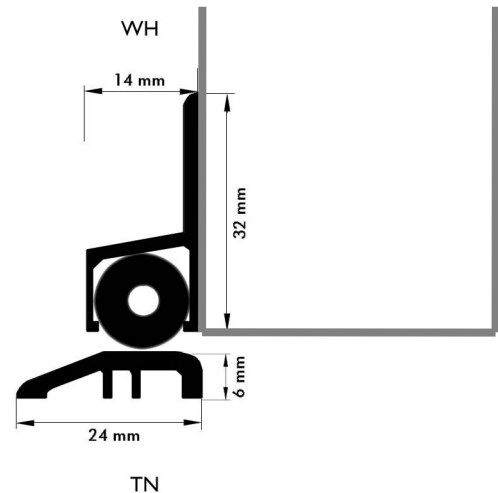
TL Threshold – 1" No. 6 countersunk screws.

TM Threshold – 3/4" No.4 countersunk screws.

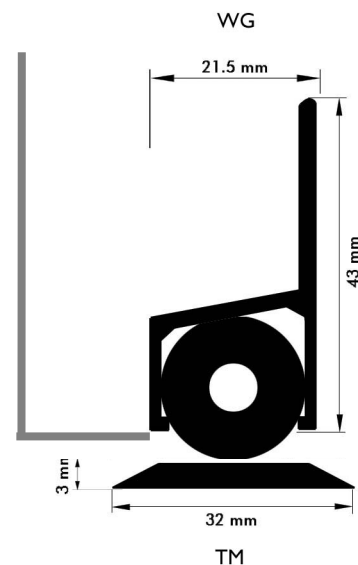
TN Threshold – 3/4" No.4 countersunk screws.

WG Weatherboard - 3/4" No.4 pan headed screws.

WH Weatherboard - 3/4" No.4 pan headed screws.



TN threshold with WH weatherboard



TM threshold with WG weatherboard

SM AG006 09/05