



# Sealmaster Blizzard

## APPLICATION GUIDE

### Applications

A surface mounted stop seal with hidden fixings, suitable for both internal and external single action doors. Blizzard seals are also suitable for single action casement windows.

### Relationship with other products

To seal the gaps around the door effectively these stop seals should be used in conjunction with one of the Sealmaster range of threshold seals such as the **Sealmaster Cyclone** or the **Sealmaster Watershed**. The gap between the two leaves of double doors should be sealed along the face of the door with an appropriate meeting stile seal such as **Sealmaster Tempest**.

### Range Components

The Blizzard range includes 16mm and 21mm wide holders each available with covers to match the chosen Sealmaster threshold and with angle blade or bulb seal inserts.

The 16mm SC and SD sections are ideal for situations where the seals are to be butt jointed whereas the SA and SB sections are designed to accommodate mitred jointing.

### Inward opening doors

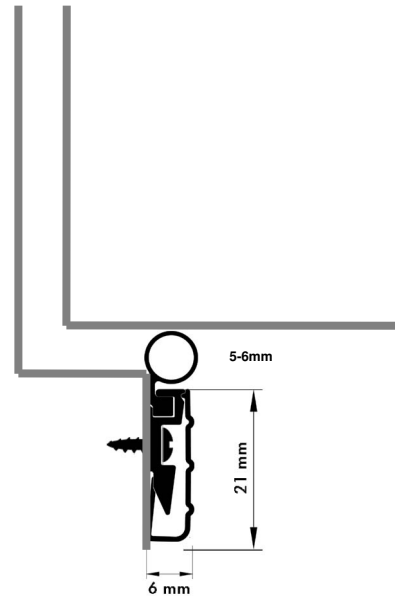
The door stop seal must be fitted to the stop on the outside face of the door to form a seal around the jamb and head taking care to ensure that an effective seal is formed where it meets the threshold.

### Outward opening doors

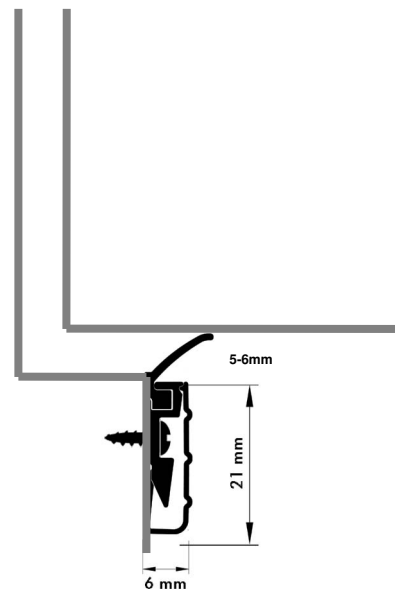
The door stop seal must be fitted to the stop on the inside face of the door to form a seal around the jamb and head taking care to ensure that an effective seal is formed where it meets the threshold.

### Fixings

1/2" No.4 pan headed screws.

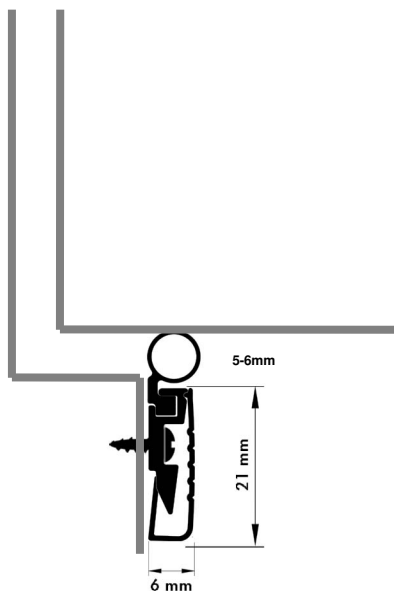


SA Holder with 089 Insert

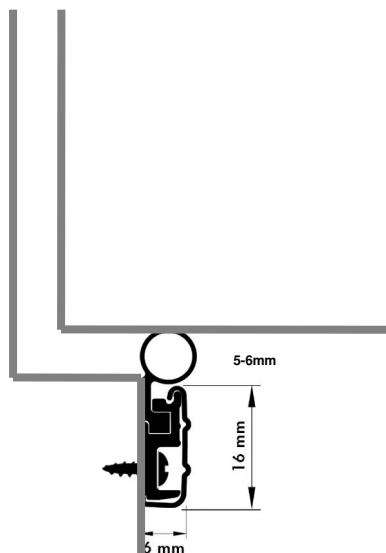


SA Holder with 097 Insert

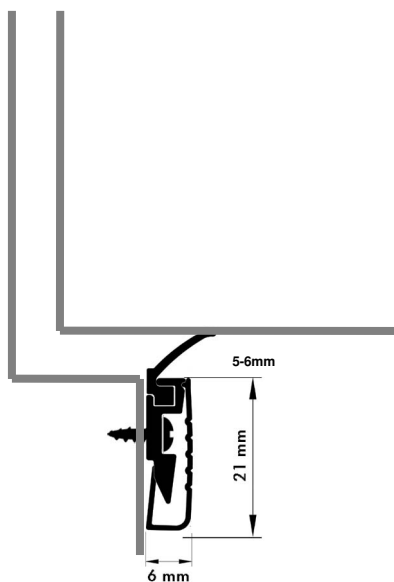
# Sealmaster Blizzard



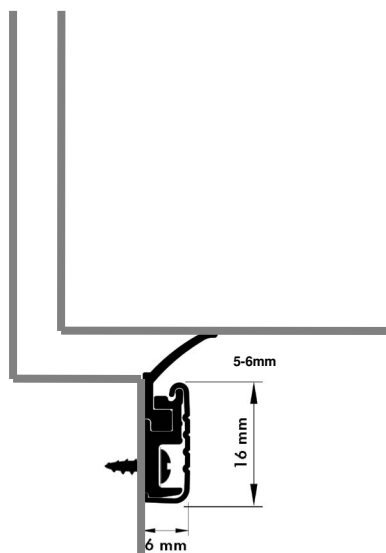
**SB Holder with 089 Insert**



**SC Holder with 093 Insert**



**SB Holder with 097 Insert**



**SD Holder with 094 Insert**

SM AG007 10/05